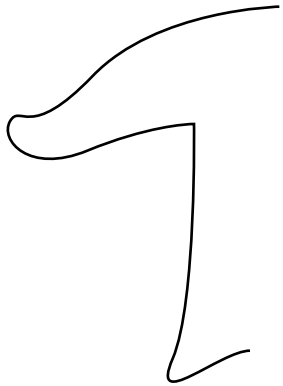


# FANTASIA MUSHROOM


(Point Value - 1 to 10 points)

The Walt Disney film "Fantasia" is the inspiration for this character.

1. Draw the profile of the mushroom using the "Line" tool!



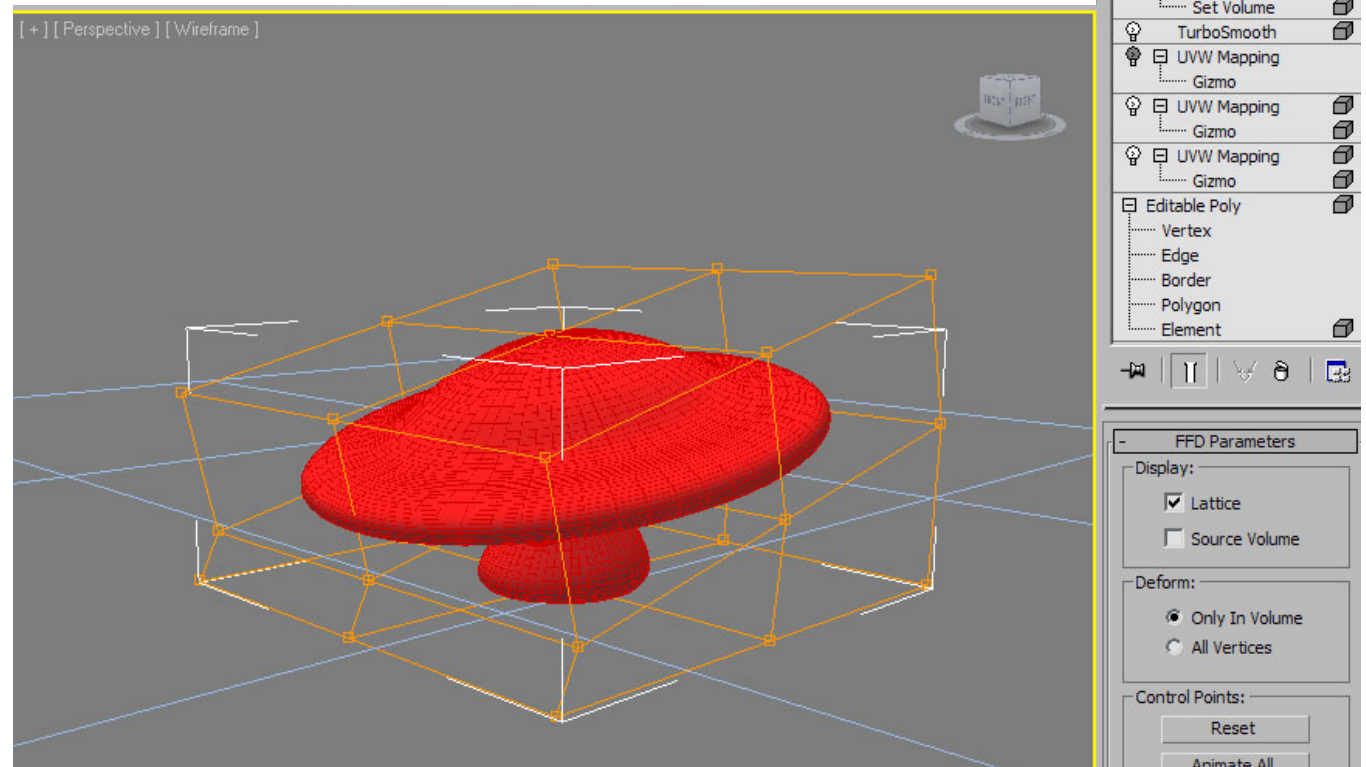
2. Apply the "Lathe" modifier and set to "Maximum"



Use a "Multi Sub-Object" material to place a pair of eyes on the underside of the mushroom.

3. Apply a FFD 3x3x3 modifier.

4. Open the FFD and select the "Control Points"



5. Turn on the "Auto Key" and animate the mushroom by moving the Control Points of the FFD.