


EXPLODING PLANET

Advanced Level

(Point Value - 1 to 15 points)

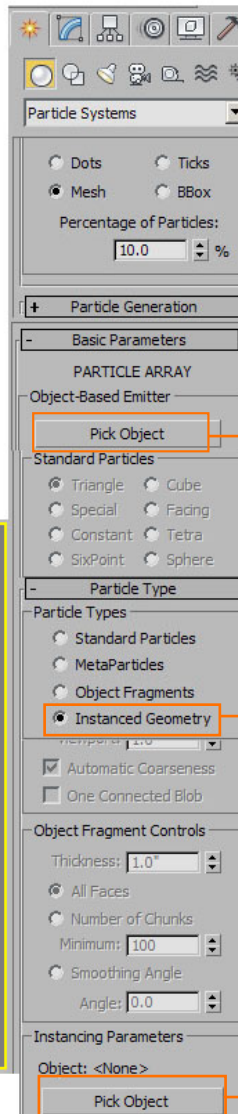
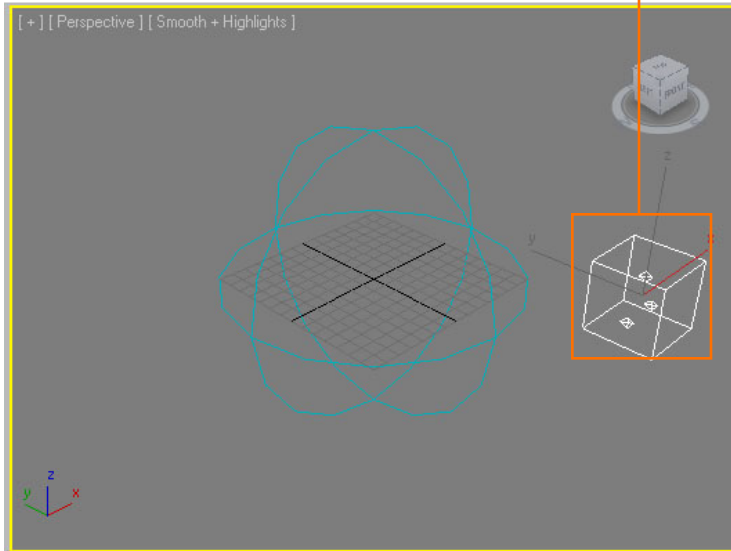


page 2

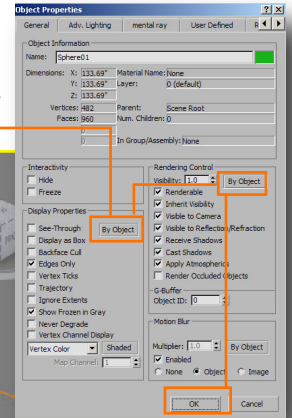
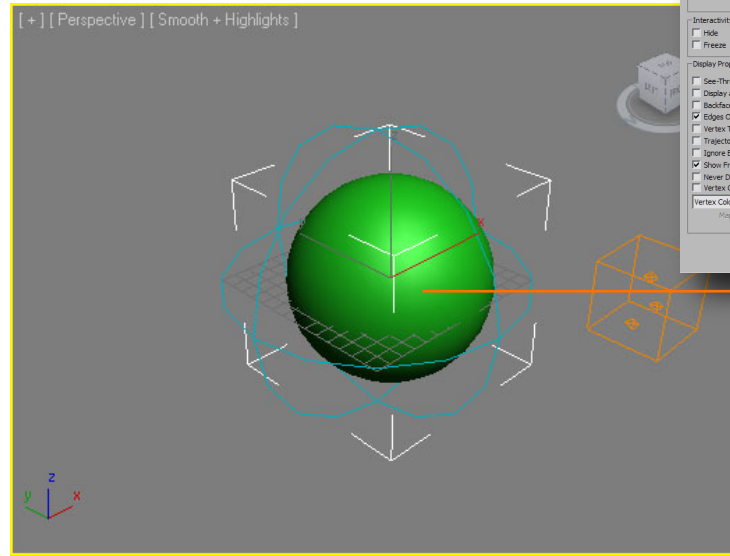
3D Modeling & Animation

From this point onward, you will make a lot of your own choices as to the settings of the explosion and how you want it to look.

7. Find the "PArray and drag a PArray icon next to the fire gizmo.



8. Create a sphere inside your fire gizmo.
Right click on the sphere & open "Object Properties".
Check these boxes and click OK



9. Connect the new sphere to the PArray by clicking this button on the PArray Modify Panel and then selecting the sphere.

10. Next you'll make a jaggedy rock shape. Probably you might use a small geosphere.



11. On the PArray modify panel select "Instantiated Geometry"

12. Click this button and then click on the rocky mesh that you just made.

